











Donning and Doffing Personal Protective Equipment (PPE)

(materials attributed to the Sunshine Coast Hospital and Health Service)

DONNING: ORDER OF PPE APPLICATION	DONNING PPE			
	Don PPE in the following order outside the resident's room ensuring compliance with hand hygiene			
	1. Perform Hand hygiene	2. Put on long sleeve gown	3. Put on mask and fit check	
				
	4. Put on protective eye wear	5. Perform hand hygiene	6. Put on gloves	
				
	7. Enter the resident's room. If a door handle or curtains are touched by the gloved hands on the way into the room, staff need to doff their gloves, perform hand hygiene and don a new set of gloves. Use elbows to open doors / curtains			
DOFFING: ORDER OF PPE REMOVAL	DOFFING PPE			
	Commence doffing PPE whilst in the resident's room (by the exit door)			
	1. Remove gloves and place in bin	2. Perform hand hygiene	3. Remove gown and place in bin	4. Perform hand hygiene
				
	5. Exit the resident's room before doffing the remainder of PPE			
	6. Remove protective eye wear and place in bin or if reusable place in receptacle for cleaning	7. Perform hand hygiene	8. Remove mask and place in bin	9. Perform hand hygiene
	